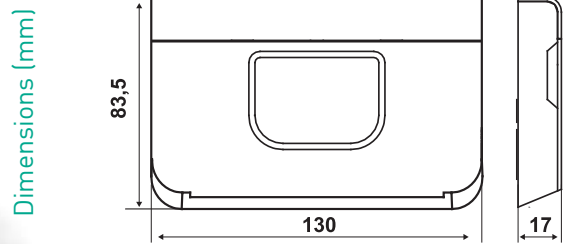


Intellitherm C58RFR

Radio frequency daily programmable thermostat, with batteries

Daily programmable thermostat + actuator KIT for RF control of heating / cooling systems



KIT COMPOSITION

KIT CODE	PROGRAMMABLE THERMOSTAT TRANSMITTER	RECEIVER ACTUATOR	CONNECTION			
C58RFR	C58RF	CH173D	WIRELESS			
	Mounting	Comfort and economy regulation range	Differential*	Preset antifreeze temperature	Body admissible temperature	Power supply
			K			
C58RF	wall	2 ÷ 62 °C	0,25	5 °C	45 °C	2 batteries AA 1,5 V
CH173D	DIN rail	-	-	-	45 °C	230Vac 50Hz

* Differential values are referred to a thermal gradient of 4K/h.

Programmable thermostat ELECTRICAL CHARACTERISTICS

Powered by 2 AA 1.5 V long life batteries.
RF transmitter module with power less or equal to 25mW, at 868,350 MHz.

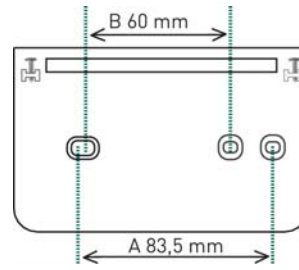
HOMOLOGATION AND STANDARDS

Complies with R&TTE EN 300 220-3, EN 60730-1, EN60730-2-9 standards.
In conformity with 2006/95/CE, 2004/108/CE, 1993/68/CE directives.
ErP classification: ErP Class IV; 2% (EU Reg. 811/2013 - 813/2013)



INSTALLATION

Intellitherm C58RF is supplied with a base suitable for installation in embedded 3-module boxes, round boxes or for wall mounting. Equipment lug is minimal and the setting is even easier. Install the programmable thermostat at 1,5 meters above the floor, away from kitchens, heat sources, windows and doors.



To separate the front body from the mounting socket, remove the battery compartment cover, unscrew the screws from the top, and remove unit's body.

A for 503-type embedded box (3 modules)
B for round embedded boxes

ACTUATOR CONNECTION

Intellitherm C58RF is supplied with a base suitable for installation in embedded 3-module boxes, round boxes or for wall mounting. Equipment lug is minimal and the setting is even easier.



With one Intellitherm C58RF can be controlled more CH173D actuators.

In order that C58RF and CH173D are going to communicate correctly, it is necessary to perform a procedure called "self-learning", during which the actuator recognizes and stores C58RF identity. From this moment, the actuator will execute all chnrothermostat's commands, leaving out those of other transmitters that may be present in the operation area (please note that the radius of action of the system C58RF/CH173D is about 30 meters in open air).

The self-learning procedure is very simple, just keeping pressed the button on CH173D for about 5 seconds until the yellow LED starts to flash, then pressing the RESET button on C58RF, after a while the LED from CH173D left side starts a quick yellow flashing and after returns to continuously green, signifying that the "self-learning" procedure has been completed.

To control several actuators it is necessary to perform a self-learning procedure on all CH173D actuators (not obligatory in the same time).

OPERATION

The programmable thermostat has:


- 2 colored buttons, a red one and another blue for COMFORT and ECONOMY temperatures adjustment.
- 1 cursor for choosing the operation mode: AUTO 1, AUTO 2, COMFORT, ECONOMY, ANTIFREEZE.
- 1 cursor for choosing operation type: SUMMER or WINTER, with the same cursor is possible to access the programming.
- 2 keys for current time setting.
- 3 keys to select between COMFORT, ECONOMY and ANTIFREEZE periods.
- 1 RESET button to reset the prescribed program.
- 1 dip switch to select ANTIFREEZE mode at 5°C or OFF (ON at 0°C).



VISUALIZATION

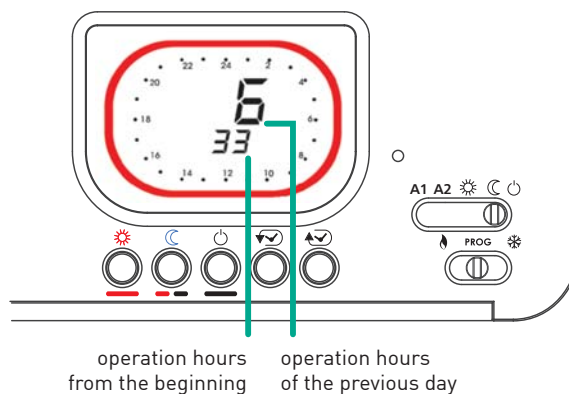
- Ambient temperature
- Current time
- Circular crown that represents a 24-hour format clock, is divided in 48 sectors (red, black, red and black): red color indicates COMFORT period; black indicates ANTIFREEZE period; red-black indicates the ECONOMY period.
- Possibility to visualize the statistical data of the installation: operation hours of the previous day and functioning beginning of Intellitherm C58RF, previous day minimum and maximum temperature and time when it was measured.

OFF SELECTION OR OFF WITH FROST PROTECTION SELECTION



OPERATION HOURS OF THE INSTALLATION

With Intellitherm C58RF is possible to know for how many hours was "heat request" (relay closed-ON), the previous day and functioning beginning of the programmable thermostat (ie, after inserting the batteries or from a reset).



OPERATION MODES

Two preset programs:

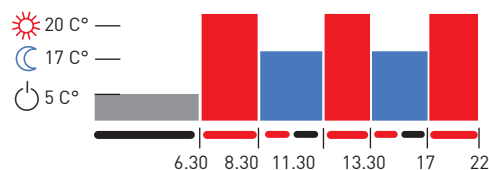
- AUTO 1 and AUTO 2 differentiated

- 3 operation modes:

- ☀ COMFORT keeps constant throughout the day and night the prescribed comfort temperature.
- ☾ ECONOMY keeps constant throughout the day and night the prescribed economy temperature.
- 🔌 ANTIFREEZE keeps the ambient temperature fixed in 5°C to protect the system from frost danger (or OFF, if it has been selected through the dip switch to have the system completely OFF).

STANDARD AUTOMATIC PROGRAMS WITH THE TIME AND TEMPERATURE ALREADY PROGRAMMED IN THE FACTORY

AUTO 1



AUTO 2

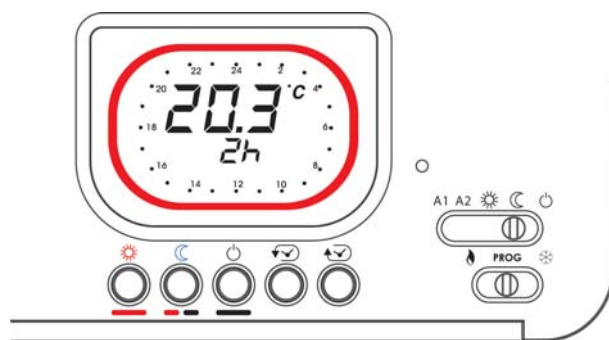


- Personalized programming without intervention limits, even every half hour.
- Three temperatures, programmable as COMFORT and ECONOMY, and fixed as ANTIFREEZE (preset at 5°C).

JOLLY function to exclude temporarily the automatic program, without modification, for obtaining continuously from 1 to 240 hours always the desired temperature (comfort, economy, OFF). After the preset time has passed Intellitherm resumes the automatically program.

To reduce or exclude JOLLY period before the scheduled time expiry press a different color button than the one of the crown shown on the display.

JOLLY FUNCTION



CHARACTERISTICS

Front cover for batteries extraction.

Display flashing in case of low batteries charge.

Maintenance of all data during batteries replacement.

Protection degree IP20.

Pollution degree 2.

Software class A.

Signal reception range 70 m in open spaces, up to 30 m indoors (depending on environment conditions).

Unit weight 0,22 Kg.